



49th Annual Meeting | American Society of

Head & Neck Radiology

Comprehensive Head and Neck Imaging

September 9 - 13, 2015

Naples Grande Beach Resort
Naples, Florida

27.5 AMA PRA Category 1 Credit(s)TM


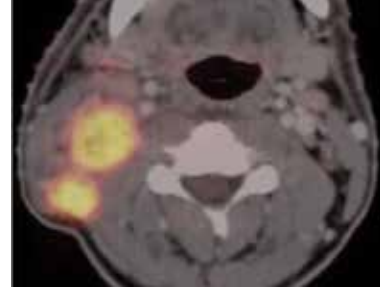
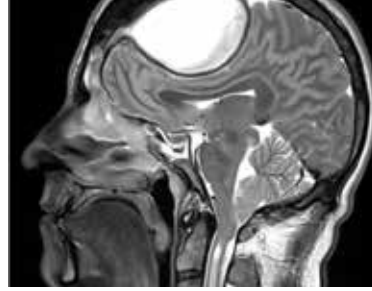
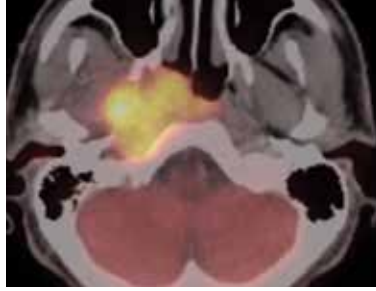
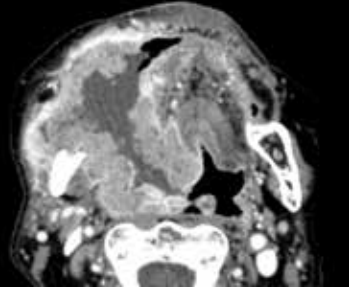
Certain sessions of the meeting program
will be submitted for SAM qualification.

**Hands-on US and US-Guided Biopsy Seminar
Friday, September 11, 2015**

Separate Registration Required
Registration is Limited to 20 Attendees Per Session.

Not accredited for AMA PRA Category 1 Credit(s)TM

Call for Abstracts at www.ashnr.org • Deadline: July 16, 2015



From The Program Chair

On behalf of the American Society of Head & Neck Radiology, I want to personally invite you to join us in Naples, Florida for the ASHNR 49th Annual Meeting, "Comprehensive Head and Neck Imaging". I am honored to be allowed to serve you as the ASHNR Program Chair this year, and it is my extreme pleasure to welcome you to Naples, Florida, September 9 -13, 2015.

This year's meeting will cover all aspects of head and neck imaging. The meeting will be full of outstanding educational lectures. Speakers will provide content-rich, clinically relevant materials on head and neck anatomy and pathology, with sessions focusing on the cervical soft tissues, upper aerodigestive tract, skull base, cranial nerves, orbit, temporal bone, and the sinonasal region. There will also be sessions covering pediatric and traumatic imaging issues.

The meeting will begin with the Early Bird Temporal Bone Session on Wednesday morning, September 9. There will be 27.5 AMA PRA Category 1 Credit(s)TM total hours of CME available to you, and certain sessions of the meeting program will be submitted for SAM qualification. The William N. Hanafee, MD Research Grant Award presentations are on Wednesday afternoon. I hope these two presentations will inspire you to recognize the immense potential of this Grant to further head and neck imaging and convince you to contribute to the ASHNR Core Curriculum Fund to support future research in head and neck imaging. A highlight of the Annual Meeting, *The Game Show*, will be featured on Thursday afternoon, September 10.

Naples is a vibrant city on the west coast of Florida that is known for its amazing dining, shopping, calm seas, and some of the best beaches in the world. This is a small, but cosmopolitan city, where outside activities range from golf, to tennis, to fishing, and where there is close access to secluded islands and the Florida Everglades. The Naples Grande Beach Resort is a luxury resort with beautiful white sand beaches, home to world-class golf, a full-service spa, and exquisite dining options. This is a laid-back city in a casual state, so you can expect a relaxed environment for the resort and the meeting. Men, please do not bring a tie; women, please do not bring...whatever you think the female version of a tie is...

I sincerely hope that you will attend the ASHNR 49th Annual Meeting. If you are new to the Society, I would like to introduce you not only to the current leaders of head and neck imaging, but also the up-and-coming stars who will guide the future of this complex specialty.

Richard H. Wiggins, III, MD, CIIP, FSIIM

*President-Elect and Program Chair
American Society of Head & Neck Radiology*

Accreditation

Physicians: This activity has been planned and implemented in accordance with the Essential Areas and policies of the Accreditation Council for Continuing Medical Education through the joint providership of Educational Symposia and the American Society of Head & Neck Radiology. Educational Symposia is accredited by the ACCME to provide continuing medical education for physicians.

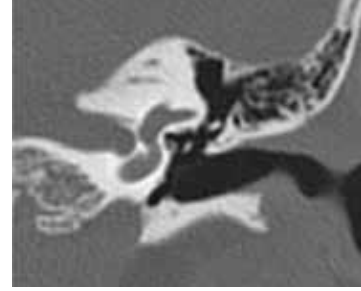
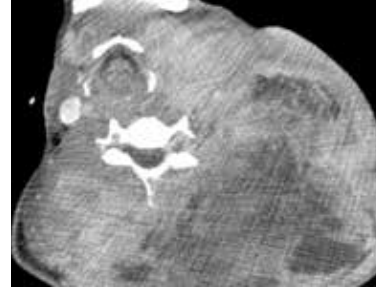
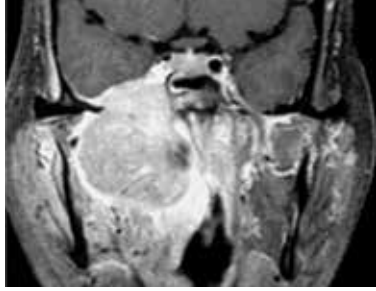
Educational Symposia designates this live activity for a maximum of 27.5 AMA PRA Category 1 Credit(s)TM, including 1.5 AMA PRA Category 1 Credit(s)TM for the Early Bird Temporal Bone Session. Physicians should claim only the credit commensurate with the extent of their participation in the activity.

Self-Assessment Modules (SAMs): Educational Symposia has been granted Deemed Status by the American Board of Radiology (ABR). This allows Educational Symposia to develop and implement SAMs that satisfy ABR Part II MOC requirements.

Technologists: This program has been submitted to the ASRT. The number of Category A CE credits will be available approximately 30 days prior to the meeting. Please visit ashnr.edusymp.com or call 1-800-338-5901 regarding the availability of Category A CE credit.

Target Audience

- General radiologists seeking to improve their understanding and skills in head and neck imaging.
- Radiologists with an interest in head and neck imaging who wish to increase their knowledge of imaging and treatment of head and neck pathology.
- Dental and oral-maxillofacial practitioners with an interest in pathology and imaging of the jaws and adjacent soft tissues.
- Non-radiologists, including ENT physicians, head and neck surgeons, medical and radiation oncologists, and general surgeons, who are interested in head and neck cancer therapy and diagnosis.
- Allied health professionals, including physician assistants, nurses, nurse practitioners and radiology technologists with an interest in head and neck cancer and imaging.
- Physicians-in-training, residents and fellows pursuing careers in radiology, otolaryngology, and treatment of head and neck cancer.



Educational Objectives

Attendees should, at the completion of this meeting, be able to:

- Identify the anatomy of temporal bone, skull base, suprahyoid neck, and infrahyoid neck.
- Describe the lymphatic drainage and patterns of head and neck metastases.
- Review the anatomy of cranial nerves and clinical presentation of various pathologies affecting cranial nerves.
- Identify the imaging features and clinical significance of perineural tumor spread.
- Describe the common infectious and inflammatory processes that involve the sinonasal region.
- Apply imaging techniques to address CSF leak and understand the surgeons' perspective with regard to minimally invasive CSF leak repair.
- Discuss the various image-guided head and neck biopsy techniques.
- Describe the clinical applications of and indications for perfusion and diffusion imaging of head and neck tumors.
- Determine the best imaging technique for staging of head and neck cancer.
- Discuss the benefits and limitations of PET/CT imaging for head and neck cancer.
- Recognize imaging features of various developmental and odontogenic maxillofacial lesions.
- Evaluate emergent head and neck pathology.

No special educational preparation is required for this CME activity.

CALL FOR ABSTRACTS

CALL FOR ABSTRACTS for both Scientific Papers (oral) and Educational Exhibits (physical and electronic posters), including information, instructions and forms, are available on our website (www.ashnr.org). Deadline for submissions is **Thursday, July 16, 2015**.

2014 - 2015 Program Committee

Richard H. Wiggins, III, MD, CIIP, FSIIM
President-Elect and Program Chair

Yoshimi Anzai, MD, MPH

Caroline D. Robson, MB, ChB

Rebecca S. Cornelius, MD, FACR

Ilona M. Schmalfuss, MD

Lindell R. Gentry, MD, FACR

Deborah R. Shatzkes, MD

Lawrence E. Ginsberg, MD

2014 - 2015 Executive Committee

Yoshimi Anzai, MD, MPH
President

Caroline D. Robson, MB, ChB
Member-at-Large

Richard H. Wiggins, III, MD, CIIP, FSIIM
President-Elect

Karen L. Salzman, MD
Rules Committee Chair

Lindell R. Gentry, MD, FACR
Vice President

Michelle A. Michel, MD
Immediate Past President

Rebecca S. Cornelius, MD, FACR
Treasurer

Peter H.B. McCreight, MD, FACR
ACR Councilor

Deborah R. Shatzkes, MD
Secretary

Ilona M. Schmalfuss, MD
Education Committee Chair

Early Bird Temporal Bone Session Wednesday, September 9, 2015 10:00 AM – 11:30 AM

Please join us for the Early Bird Temporal Bone Session (1.5 *AMA PRA Category 1 Credit(s)*[™]) which will be an opportunity for attendees to show each other interesting cases. Please bring your interesting anonymized cases without any patient identifiers on a USB drive between 9:00 AM - 9:45 AM and share with your colleagues and the experts. Please carefully select the number of images as each case will be limited to approximately 3-4 minutes, including discussion. Individuals will be allowed to show a maximum of two consecutive cases to allow as many attendees as possible to participate.

Special Note for the Disabled



Educational Symposia (ESI) and the American Society of Head & Neck Radiology wish to ensure that no individual with a disability is excluded, denied services, segregated or otherwise treated differently from other individuals because of the absence of auxiliary aids and services. If you need any auxiliary aids or services identified in the Americans with Disabilities Act, please contact ESI at (800) 338-5901 or (813) 806-1000.

Disclaimer

Educational Symposia (ESI) and the American Society of Head & Neck Radiology as planners and presenters of this meeting, and Professional Travel as the official travel agency for this meeting, claim no liability for the acts of any suppliers or the safety of any attendees while in transit to, from, or during, this event or any optional activities. The total amount of liability, if any, for the meeting organizers is limited to a refund of the registration fee, and Professional Travel's responsibility is limited to that of an agent.

Meeting Program

Wednesday, September 9, 2015

9:00 AM Registration Opens

Session 1: Early Bird Temporal Bone Session

10:00 – 11:30 Moderators: *Hugh D. Curtin, MD, John (Jack) I. Lane, MD, and Caroline D. Robson, MB, ChB*
Please bring your interesting cases on a USB drive between 9:00 AM - 9:45 AM and share with your colleagues and the experts.

11:30 – 12:45 PM Lunch On Your Own

12:45 – 1:00 Welcoming Remarks
Richard H. Wiggins, III, MD, CIIP, FSIIM

Session 2: Suprahyoid Neck

Moderators: *Michele H. Johnson, MD, FACR and Alan K. Morimoto, MD*

1:00 – 1:25 Spaces of the Head and Neck
Karen A. Tong, MD

1:25 – 1:50 Masticator Space
Daniel E. Meltzer, MD

1:50 – 2:15 Carotid Space Pathology
Rebecca S. Cornelius, MD, FACR

2:15 – 2:40 Salivary Gland Pathologies
Kristine M. Mosier, DMD, PhD

2:40 – 3:05 Retropharyngeal and Paraspinal Spaces
Bronwyn E. Hamilton, MD

3:05 – 3:30 Coffee Break and Visit Exhibitors

Session 3: Infrahyoid Neck

Moderators: *Eugene Yu, MD, FRCPC and Edward E. Kassel, DDS, MD, FACR*

3:30 – 3:55 How to Use Arteries and Veins in the Neck and Face to Predict the Origin of a Lesion
Deborah L. Reede, MD

3:55 – 4:20 Incidental Thyroid Nodule
Jenny K. Hoang, MBBS

4:20 – 4:45 Parathyroid Imaging
C. Douglas Phillips, MD, FACR

4:45 – 5:10 An Anatomic Approach to Head and Neck Infections
Tabassum A. Kennedy, MD

5:10 – 5:20 Hot Topic: 4D CT 2015 Update
Hillary R. Kelly, MD

5:20 – 5:30 **2014 William N. Hanafee, MD Research Grant Award Presentations**
Moderator: *Jenny K. Hoang, MBBS*

Manisha Bahl, MD, MPH

Incidental Thyroid Nodules Detected in the National Lung Screening Trial: Estimation of Prevalence, Malignancy Rate, and Strategy for Workup

Nicholas A. Koontz, MD

Advanced Functional Diffusion-Weighted MR Imaging and Dynamic Contrast Enhanced MR Perfusion Imaging of Metastatic Melanoma of the Head and Neck

5:30 End of Session

6:00 Opening Reception

Thursday, September 10, 2015

7:00 – 8:00 AM Continental Breakfast

Session 4: Scientific Paper Session I ♦

7:30 – 9:35 Moderators: *Ira F. Braun, MD, FACR and Roy A. Holliday, MD*

9:35 – 10:00 Coffee Break and Visit Exhibitors

Thursday, September 10, 2015 (Continued)

Session 5: SAM Session I - Temporal Bone*

Moderators: *Travis A. Abele, MD and Osamu Sakai, MD, PhD*

10:00 – 10:30 Temporal Bone Anatomy
Joel D. Swartz, MD

10:30 – 11:00 Pediatric Temporal Bone
Suresh K. Mukherji, MD, MBA, FACR

11:00 – 11:30 Tumors of the Temporal Bone
Nikdokht Farid, MD

11:30 – 12:00 PM Postsurgical Imaging of the Temporal Bone
Gul Moonis, MD

12:00 – 1:00 Lunch On Your Own

Session 6: Skull Base

Moderators: *Charles J. Schatz, MD, FACR and J. Christopher Smith, MD*

1:00 – 1:25 Skull Base Anatomy
Bruno A. Policeni, MD

1:25 – 1:50 Anterior Skull Base Pathology
Ashok Srinivasan, MD

1:50 – 2:15 The Central Skull Base: Embryology & Developmental Lesions
H. Ric Harnsberger, MD

2:15 – 2:40 Posterior Skull Base Pathology (jugular foramen)
David R. DeLone, MD

2:40 – 3:00 Coffee Break and Visit Exhibitors

Session 7: Cranial Nerves and Temporal Bone

Moderators: *Keivan Shifteh, MD and Barry A. Shpizner, MD*

3:00 – 3:25 Trigeminal Nerve: Anatomy and Pathology
Lindell R. Gentry, MD, FACR

3:25 – 3:50 Cranial Nerve 7
Philip R. Chapman, MD

3:50 – 4:15 CPA/IAC
John L. Go, MD

4:15 – 4:40 Grand Theft Oto(logy): Temporal Bone Case Conference
John (Jack) I. Lane, MD

Session 8: Game Show

4:40 – 6:00 **Head and Neck Imaging Game Show**
Lawrence E. Ginsberg, MD, C. Douglas Phillips, MD, FACR, Deborah R. Shatzkes, MD and Richard H. Wiggins, III, MD, CIIP, FSIIM

6:00 End of Session

Friday, September 11, 2015

7:00 – 7:30 AM Continental Breakfast

Session 9: Orbit Session

Moderators: *Justin K. LaPlante, MD and Peter H.B. McCreight, MD, FACR*

7:30 – 7:55 Orbit Anatomy
Mary Elizabeth Cunnane, MD

7:55 – 8:20 Orbit Inflammatory and Infectious Processes
H. Christian Davidson, MD

8:20 – 8:45 Diplopia
Ilona M. Schmalfuss, MD

8:45 – 9:10 Orbital Tumors
Wendy R.K. Smoker, MD, FACR

9:10 – 9:35 Clinical Neuro-ophthalmology
Asim F. Choudhri, MD

9:35 – 10:00 Coffee Break and Visit Exhibitors

Friday, September 11, 2015 (Continued)

Session 10: Head and Neck Ultrasound Session

Moderators: Salmaan Ahmed, MD and Abigail M. Childs, MD, DABR

- 10:00 – 10:40 **Galdino E. Valvassori, MD Inaugural Lecture**
The Evolution of Head and Neck Ultrasound
Anil T. Ahuja, MBBS, MD, FRCR, FHKCR, FHKAM
- 10:40 – 11:05 Salivary Gland Ultrasound
Yolanda Y. P. Lee, MBChB, FRCR, FHKCR, FHKAM
- 11:05 – 11:30 Head and Neck US Biopsy 101: From Preprocedure Imaging to US Lesion Localization and Biopsy
Kim O. Learned, MD
- 11:30 – 11:55 Advanced Ultrasound Biopsy Techniques
Beth S. Edeiken-Monroe, MD
- 11:55 **End of Session**
- 12:00 – 1:00 PM **Gold Medal Award Luncheon ♦**
Honoring 2015 Recipient H. Ric Harnsberger, MD
Presenter: *Karen L. Salzman, MD*

1:30 – 4:30 Hands-on US and US-Guided Biopsy Seminar ♦ (Separate Registration Required)

Instructors: *Ashley Hawk Aiken, MD, Beth S. Edeiken-Monroe, MD, Patricia A. Hudgins, MD, FACR, Kim O. Learned, MD, Laurie A. Loevner, MD and Salmaan Ahmed, MD*

Saturday, September 12, 2015

7:00 – 7:30 AM Continental Breakfast

Session 11: SAM Session II - Nose and Paranasal Sinuses *

Moderators: *Christopher O. Harker, M.D. and Peter Kalina, MD, FACR*

- 7:30 – 8:00 Sinus Anatomy
Rihan Khan, MD
- 8:00 – 8:30 Aggressive Infectious & Inflammatory Sinus Pathologies
Ashley Hawk Aiken, MD
- 8:30 – 9:00 Sinus Neoplasms
Deborah R. Shatzkes, MD
- 9:00 – 9:30 Postoperative Sinus Imaging
Vijay M. Rao, MD, FACR

9:30 – 10:00 Coffee Break and Visit Exhibitors

Session 12: SAM Session III - Upper Aerodigestive Tract*

Moderators: *Anton N. Hasso, MD, FACR and Luke N. Ledbetter, MD*

- 10:00 – 10:30 Nasopharyngeal Carcinoma and Beyond
Nancy J. Fischbein, MD
- 10:30 – 11:00 Oral Cavity Cancer Imaging Pearls
Michelle A. Michel, MD
- 11:00 – 11:30 Unknown Primary
Robert E. Morales, MD
- 11:30 – 12:00 PM HPV Update
Lawrence E. Ginsberg, MD

12:00 – 12:30 ASHNR Annual Business Meeting ♦ (Members Only)

12:00 – 1:00 Lunch On Your Own

Session 13: SAM Session IV - Larynx and Hypopharynx*

Moderators: *Vinh T. Nguyen, MD and Donald F. Schomer, MD, MBA*

- 1:00 – 1:30 Larynx Tumor Imaging
Hugh D. Curtin, MD
- 1:30 – 2:00 Hypopharynx
Nandita Guha-Thakurta, MD
- 2:00 – 2:30 Post-Treatment Larynx
Hilda E. Stambuk, MD
- 2:30 – 3:00 Malignant Tumors of the Pediatric Head and Neck
Caroline D. Robson, MB, ChB
- 3:00 – 3:25 **Coffee Break and Visit Exhibitors**

Saturday, September 12, 2015 (Continued)

Session 14: Scientific Paper Session II ♦

- 3:25 – 4:25 Moderators: *James J. Abrahams, MD and Roberta W. Dalley, MD*

Session 15: Advanced Head and Neck Imaging

Moderators: *Benjamin Y. Huang, MD, MPH and Nicholas A. Koontz, MD*

- 4:25 – 4:50 Epstein Barr Virus and Post-Transplant Lymphoproliferative Disorders
Laurie A. Loevner, MD
- 4:50 – 5:15 PET/CT in the Head and Neck
Tanya J. Rath, MD
- 5:15 – 5:40 DCE-MR for Head and Neck Cancer - How We Do It and Why We Care
Yoshimi Anzai, MD, MPH
- 5:40 **End of Session**
- 5:40 – 6:00 Award Announcements – Case-of-the-Day, Educational Exhibits and Oral Presentations ♦
Ilona M. Schmalzfuss, MD
- 6:30 **Gala Beach Party (Sunset 7:35pm)**

Sunday, September 13, 2015

7:00 – 7:30 AM Continental Breakfast

Session 16: Pediatrics

Moderators: *Mari Hagiwara, MD and Nicholas S. Pierson, MD*

- 7:30 – 7:55 Imaging of the Craniocervical Junction
Claudia F.E. Kirsch, MD
- 7:55 – 8:20 Pediatric Odontogenic Lesions
Dania F. Tamimi, BDS, DMSc
- 8:20 – 8:45 Congenital Neck Lesions
Amy Fan-Yee Juliano, MD
- 8:45 – 9:10 Orbital/Ocular Masses in Children
Bernadette L. Koch, MD
- 9:10 – 9:35 Benign Pediatric Head and Neck Tumors
Karen K. Moeller, MD

9:35 – 10:00 Coffee Break and Visit Exhibitors

Session 17: Trauma

Moderators: *Joseph M. Aulino, MD and Christopher P. Wood, MD*

- 10:00 – 10:30 TMJ Imaging
Lisa J. Koenig, BChD, DDS, MS
- 10:30 – 11:00 Facial Trauma
Edward P. Quigley, III, MD, PhD
- 11:00 – 11:30 CSF Leak
Patricia A. Hudgins, MD, FACR
- 11:30 – 12:00 PM Skull Base Trauma
Kristen Lloyd Baugnon, MD
- 12:00 – 12:05 **Closing Remarks**
Richard H. Wiggins, III, MD, CIIP, FSIIM
- 12:05 **End of Meeting**

Faculty & topics subject to change.

♦ Session not accredited for AMA PRA Category 1 Credit(s)™

*This SAM session will be submitted for approval and is subject to change.

Invited Speakers and Moderators

INVITED SPEAKERS / MODERATORS

Travis A. Abele, MD
Central Oregon Radiology Associates

Salmaan Ahmed, MD
The University of Texas MD Anderson Cancer Center

Anil T. Ahuja, MBBS, MD, FRCR, FHKCR, FHKAM
The Chinese University of Hong Kong

Ashley Hawk Aiken, MD
Emory University School of Medicine

Yoshimi Anzai, MD, MPH
University of Utah Healthcare

Joseph M. Aulino, MD
Vanderbilt University Medical Center

Manisha Bahl, M.D., MPH
Duke University Medical Center

Kristen Lloyd Baugnon, MD
Emory University School of Medicine

Philip R. Chapman, MD
University of Alabama Birmingham

Abigail M. Childs, M.D., DABR
Milford Regional Medical Center

Asim F. Choudhri, MD
University of Tennessee Health Science Center

Rebecca S. Cornelius, MD, FACR
University of Cincinnati Medical Center

Mary Elizabeth Cunnane, MD
Massachusetts Eye and Ear Infirmary

Hugh D. Curtin, MD
Harvard Medical School

H. Christian Davidson, MD
University of Utah Health Sciences Center

David R. DeLone, MD
Mayo Clinic

Beth S. Edeiken-Monroe, MD
The University of Texas MD Anderson Cancer Center

Nikdokht Farid, MD
UC San Diego Medical Center

Nancy J. Fischbein, MD
Stanford University School of Medicine

Lindell R. Gentry, MD, FACR
University of Wisconsin School of Medicine and Public Health

Lawrence E. Ginsberg, MD
The University of Texas MD Anderson Cancer Center

John L. Go, MD
University of Southern California

Nandita Guha-Thakurta, MD
University of Texas MD Anderson Cancer Center

Mari Hagiwara, MD
New York University Langone Medical Center

Bronwyn E. Hamilton, MD
Oregon Health and Science University

Christopher O. Harker, MD
Eastern Idaho Regional Medical Center

H. Ric Harnsberger, MD
University of Utah School of Medicine

Anton N. Hasso, MD, FACR
University of California Irvine Medical Center

Jenny K. Hoang, MBBS
Duke University Medical Center

Benjamin Y. Huang, MD, MPH
University of North Carolina

Patricia A. Hudgins, MD, FACR
Emory University School of Medicine

Michele H. Johnson, MD
Yale University School of Medicine

Amy Fan-Yee Juliano, MD
Harvard Medical School

Peter Kalina, MD, FACR
Mayo Clinic

Edward E. Kassel, DDS, MD, FACR
University of Toronto

Hillary R. Kelly, MD
Massachusetts General Hospital

Tabassum A. Kennedy, MD
The University of Wisconsin Madison

Rihan Khan, MD
University of Arizona Medical Center

Claudia F.E. Kirsch, MD
The Ohio State University College of Medicine

Bernadette L. Koch, MD
Cincinnati Children's Hospital

Lisa J. Koenig, BChD, DDS, MS
Marquette University School of Dentistry

Nicholas A. Koontz, MD
Indiana University School of Medicine

John (Jack) I. Lane, MD
Mayo Clinic

Justin K. LaPlante, MD
Guthrie Clinic

Kim O. Learned, MD
University of Pennsylvania Health System

Luke N. Ledbetter, MD
University of Kansas

Yolanda Y. P. Lee, MBChB, FRCR, FHKCR, FHKAM
The Chinese University of Hong Kong

Laurie A. Loevner, MD
University of Pennsylvania Health System

Peter H.B. McCreight, MD, FACR
Scripps Clinic Medical Group

Daniel E. Meltzer, MD
Icahn School of Medicine Mount Sinai Health System

Michelle A. Michel, MD
Medical College of Wisconsin

Karen K. Moeller, MD
Kosair Children's Hospital

Gul Moonis, MD
Columbia University Medical Center

Robert E. Morales, MD
University of Maryland School of Medicine

Alan K. Morimoto, MD
The Radiology Group

Kristine M. Mosier, DMD, PhD
Indiana University School of Medicine

Suresh K. Mukherji, MD, FACR, MBA
Michigan State University

Vinh T. Nguyen, MD
North Shore LIJ Health System

C. Douglas Phillips, MD, FACR
New York-Presbyterian Hospital

Nicholas S. Pierson, MD
Eastern Idaho Regional Medical Center

Bruno A. Policeni, MD
University of Iowa Hospital and Clinics

Edward P. Quigley, III, MD, PhD
University of Utah

Vijay M. Rao, MD, FACR
Thomas Jefferson University Hospital

Tanya J. Rath, MD
University of Pittsburgh Medical Center

Deborah L. Reede, MD
SUNY Downstate Medical Center

Caroline D. Robson, MB, ChB
Harvard Medical School

Osamu Sakai, MD, PhD
Boston University School of Medicine

Charles J. Schatz, MD, FACR
Beverly Tower Wilshire Advanced Imaging

Ilona M. Schmalfluss, MD
University of Florida School of Medicine

Donald F. Schomer, MD, MBA
Banner MD Anderson Cancer Clinic

Deborah R. Shatzkes, MD
Lenox Hill Hospital

Keivan Shifteh, MD
Montefiore Medical Center

Barry A. Shpizner, MD
LIJ School of Medicine At Hofstra University

J. Christopher Smith, MD
Geisinger Clinic

Wendy R.K. Smoker, MS, MD, FACR
University of Iowa Hospitals and Clinics

Ashok Srinivasan, MD
University of Michigan Health System

Hilda E. Stambuk, MD
Memorial Sloan-Kettering Cancer Center

Joel D. Swartz, MD
Germantown Imaging Associates

Dania F. Tamimi, BDS, DMSc
Institute of Advanced Maxillofacial Imaging

Karen A. Tong, MD
Loma Linda University Medical Center

Richard H. Wiggins, III, MD, CIIP, FSIIM
University of Utah Health Sciences Center

Christopher P. Wood, MD
Mayo Clinic

Eugene Yu, MD, FRCPC
Princess Margaret Cancer Centre University of Toronto

MODERATORS / PRESENTERS UNACCREDITED SESSIONS

James J. Abrahams, MD

Ira F. Braun, MD

Robert W. Dalley, MD

Roy A. Holliday, MD

Karen L. Salzman, MD

CASE-OF-THE-DAY PRESENTERS

Amanda S. Corey, MD

Ryan T. Fitzgerald, MD

Daniel T. Ginat, MD

Mari Hagiwara, MD

Benjamin Y. Huang, MD, MPH

Momin Muzaffar, MD

Osamu Sakai, MD, PhD

Karuna V. Shekdar, MD

Keivan Shifteh, MD

2014 HANAFEE RESEARCH GRANT AWARD PRESENTERS

Manisha Bahl, MD, MPH
Duke University Medical Center

Nicholas A. Koontz, MD
University of Utah School of Medicine

Registration Information

49th Annual Meeting

American Society of Head & Neck Radiology

ASHNR15

A late fee of \$75 will be added to any registration postmarked after **August 10, 2015**.

ASHNR Member \$625.00

Non-ASHNR Member \$825.00

Members-in-Training \$350.00

Resident Fellow Medical Student

Other \$400.00

Technologist Physician Assistant Military Retired

Hands-on US and US-Guided Biopsy Seminar \$60.00
Friday, September 11, 2015

Separate Registration Required
Registration is Limited to 20 Attendees Per Session
(Not accredited for *AMA PRA Category 1 Credit(s)*TM)

Please Select The Time You Wish To Attend:

- SESSION 1: 1:30 PM - 2:30 PM
 SESSION 2: 2:30 PM - 3:30 PM
 SESSION 3: 3:30 PM - 4:30 PM

Yes, I plan to attend the Opening Reception
Wednesday, September 9, 2015

Yes, I plan to attend the Gold Medal Award Luncheon
Friday, September 11, 2015 (You Must RSVP to attend, seating is limited.)
(Free for ASHNR members; \$35 for Non-Members)
 Vegetarian Option

Yes, I plan to attend the ASHNR Annual Business Meeting (MEMBERS ONLY)
Saturday, September 12, 2015 - Please select one (1) boxed lunch option.
 Vegetarian Roast Beef Caesar Salad

Yes, I plan to attend the Gala at the Beach (Sunset) - Casual Beach Attire Recommended
Saturday, September 12, 2015
(Free for attendees; \$70 for guests/spouses)
 Guest/Spouse Gala Fee \$70.00
Guest Name _____

TOTAL ENCLOSED: \$ _____

4 Easy Ways To Register

We Accept



INTERNET
www.ASHNR.org

MAIL

Check payable to:
ASHNR

c/o Educational Symposia
5620 West Sligh Avenue
Tampa, Florida
33634-4490

FAX

(800) 344-0668
(U.S. & Canada)
(813) 806-1001

PHONE

(800) 338-5901
(U.S. & Canada)
(813) 806-1000

Name _____ Degree M.D. D.O. Ph.D. Other

Company / Institution _____ Specialty: Neuroradiology Otolaryngology Radiation Oncology Maxillofacial Surgery Dentistry Other

Address _____ City / State / Zip Code / Country

Phone _____ Email

Card Number / Card Type: Master Card Visa American Express Discover _____ Expiration Date _____ Security Code _____

Billing Address _____ City / State / Zip Code / Country

Cardholder Signature _____

Cancellations: Requests for refund of registration fees, less a \$75.00 administrative fee, will be made to those providing written notification of cancellation by August 10, 2015. After that date, there will be no refunds given for cancellations. Please email notice of cancellation to: lessa@edusymp.com or fax to 800-344-0668.

Naples Grande Beach Resort

ABOUT THE RESORT

A warm, effortless level of hospitality greets you at Naples Grande Beach Resort. This inviting beach property sets the standard for treating guests and families to endless activities, incredible nearby sights, and an unmatched level of service and attention.

The relaxed sophistication of the Naples Grande Beach Resort is reflected in poolside splendor complemented by luxurious services and features for refreshing and fun-filled Naples, Florida vacations.

Escape to three miles of powdery, white-sand beach. Stroll lazily along the sandy shore and take in the soothing breezes floating lightly off the stunning Gulf of Mexico.

Enjoy the fully-equipped Naples fitness center. The fitness center is accessible 24 hours a day as a convenience to guests with busy travel plans.

HOW TO GET THERE

Fly directly to Southwest Florida International Airport, located just 45-minutes north of Naples Grande Beach Resort. Daily non-stop flights are available for major national and international carriers



SPACE IS LIMITED - RESERVE TODAY: Call Reservations at: (844) 210-5931 and identify yourself as a registrant of "ASHNR" to receive the group discount or book online at: https://resweb.passkey.com/Resweb.do?mode=welcome_ei_new&eventID=12372750

Group Room Rates Start At.....\$159.00/nt.
(Single/Double Occupancy)

There is a \$20 per additional person charge over double occupancy (maximum occupancy is 4 persons per room). Children under eighteen (18) stay free in the same room with parents.

Room Preference:
King bed/Two queen beds – Smoke Free Property

HOTEL CUT-OFF DATE: AUGUST 15, 2015 - Group rates 3 days prior/post – space available basis.

HOTEL TAX: 10% **RESORT FEE:** Waived

DEPOSIT POLICY: All reservations require a deposit of one (1) night's room and tax at the time of booking a reservation.

EARLY DEPARTURE FEE: An early departure fee of one (1) night's room and tax will be applied to guests account if they fail to notify the hotel prior to check-in of any change in planned length of stay.

CANCELLATION POLICY: All cancellations must be made at least three (3) days prior to arrival in order to avoid a penalty. Check-in time is: 4:00 PM; Check-out time is: 11:00 AM.

HOTEL: 475 Seagate Drive, Naples, FL 34103 **PH:** (239) 227-2182