

Call for Abstracts at www.ashnr.org
Deadline: August 3, 2012

46th Annual Meeting


American Society of HEAD & NECK RADIOLOGY:

Having it All in Miami Beach

October 3 – 7, 2012

Eden Roc Renaissance Miami Beach • Miami Beach, Florida

28.50 AMA PRA Category 1 Credit(s)TM





From The Program Chair

The ASHNR 46th Annual Meeting will take place in sunny Miami Beach, Florida at the Eden Roc Renaissance Miami Beach. It is my distinct pleasure and honor to welcome you to join us, and immerse yourself not only in the warm waters of the Atlantic, but also in the educational opportunities of this intensive 5 day course.

This year's meeting will truly cover the gamut of head and neck imaging. The invited lecturers will provide a wealth of material on head and neck neoplasms, nodal disease, orbital and sinonasal inflammatory and neoplastic disease, temporal bone disease, spatial anatomy and pathology of the neck, and a range of pediatric head and neck pathology. We will continue the popular Early Bird Temporal Bone Session with cases provided by attendees, and we will again feature a head and neck game show – "Name That Neoplasm".

We are all concerned about the ABR recertification requirements, and to assist members in need of SAM credits, we plan to offer **3 SAM sessions** - on Laryngeal Imaging, Pediatric Head and Neck, and Technical Issues in Head and Neck Imaging. You will also be able to hear the individual recipients of the Hanafee Award from last year discuss their ongoing research. Hopefully, you will be inspired by this work and contribute to the Core Curriculum Fund, our research and education fund.

Miami needs little introduction. One of the most desirable southern U.S. beaches, a sophisticated and contemporary community, the flavor of art-deco and a colorful history, wrapped up with a heavy splash of Cuban flair - all contribute to the wonderful combinations one can experience here. A short walk past the boardwalk and over the white sand beach will put you in the warm waters of the Atlantic. The nightlife in South Beach is legendary. Cuisines from all over the world are represented, but you will definitely want to try the range of Cuban food available. There are world-class museums, music, sports, and shopping. If you just want to use your off time to chill and take it all in, the hotel has recently undergone extensive renovations. The rooms are large and beautiful. The pools are numerous, and you can sit and relax. Bring sunscreen.

The ASHNR Annual Meeting has been very meaningful to me over the years, and I'm sure it is to you as well. We continue to grow. I believe the meeting fuels its own interest through the range and quality of educational material presented. I have great confidence in the skill and expertise of the faculty, and know that you will learn much from the presentations, and at the same time, you will enjoy Miami. To paraphrase Al Pacino, come on down, and "say hello to my little friends!" Sorry, couldn't resist that.

C. Douglas Phillips, M.D., FACR
ASHNR President-Elect and Program Committee Chair

Accreditation

Physicians: This activity has been planned and implemented in accordance with the Essential Areas and policies of the Accreditation Council for Continuing Medical Education through the joint sponsorship of Educational Symposia and the American Society of Head & Neck Radiology. Educational Symposia is accredited by the ACCME to provide continuing medical education for physicians.

Educational Symposia designates this live activity for a maximum of 28.50 *AMA PRA Category 1 Credit(s)TM*, including 1.5 *AMA PRA Category 1 Credit(s)TM* for the Early Bird Temporal Bone Session. Physicians should claim only the credit commensurate with the extent of their participation in the activity.

Certain sessions of the meeting program will be submitted to the ABR for SAM qualification. The number of SAM credits will be available approximately 21 days prior to the meeting.

Technologists: This program has been submitted to the ASRT. The number of A CE credits will be available approximately 30 days prior to the meeting. Please visit www.edusymp.com or call 1-800-338-5901 regarding the availability of Category A CE credit.

Target Audience

- General radiologists seeking to improve their understanding and skills in head and neck imaging.
- Radiologists with neuroradiology training or an interest in head and neck imaging who wish to increase their knowledge of imaging and treatment of head and neck cancer.
- Non radiologists, including ENT physicians, head and neck surgeons, medical and radiation oncologists, or general surgeons, who are interested in head and neck cancer therapy and diagnosis.
- Allied health professionals, including physician assistants, nurses, nurse practitioners and radiology technologists with an interest in head and neck cancer or head and neck imaging.
- Physicians in training, residents and fellows pursuing careers in radiology and head and neck surgery.

Educational Objectives

Attendees should, at the completion of this meeting, be able to:

- Understand the key significance of nodal disease in head and neck neoplasia.
- Describe the lymphatic drainage pathways for head and neck malignancy, and its imaging appearance.
- Review the normal anatomy of the temporal bone.
- Review the imaging appearance of laryngeal neoplasms, and the expected appearance following contemporary surgical management.
- Recognize the recently recognized important risk factor in the development of mucosal malignancies in the head and neck, Human Papilloma Virus.
- Understand the spatial relationship of the fascial compartments of the neck, and typical diagnostic considerations for lesions of each space.
- Determine the optimal imaging techniques for imaging the head and neck utilizing CT, MRI, and PET/CT.
- Understand the complexity of imaging the cranial nerves, and gain confidence in establishing imaging protocols to depict the course of each nerve.
- Increase confidence in the range of pathology that may affect the temporal bone and skull base.
- Review the normal anatomy of the sinonasal cavities, and recognize the common abnormalities of sinus drainage.
- Improve the quality of the radiology report generated in sinonasal inflammatory disease.
- Appreciate the significance of perineural tumor spread, and improve recognition of this entity on cross-sectional imaging studies.
- Gain an increased familiarity with pediatric facial vascular malformations, their biology and genetics, imaging appearances, and therapeutic options in treatment.
- Be familiar with the imaging strategies to evaluate hyperparathyroidism.
- Understand radiation exposure and techniques to reduce exposure in head and neck imaging.
- Appreciate the role of contrast media in imaging: indications, contraindications, and toxicities.
- Understand the surgeon's role in neck dissection including current controversies.
- Review the imaging appearance of and surgical options for neoplasms of the sinonasal cavity and cranial base including the temporal bone and ear.
- Describe the surgical and imaging approach to tumors and infectious and inflammatory diseases of the orbit.

No special educational preparation is required for this CME activity.

2011 - 2012 Program Committee

C. Douglas Phillips, M.D., FACR, Chair

President-Elect and Program Committee Chair

Ira F. Braun, M.D., FACR

Bernadette L. Koch, M.D.

Lawrence E. Ginsberg, M.D.

Suresh K. Mukherji, M.D., FACR

Roy A. Holliday, M.D.

Deborah R. Shatzkes, M.D.

2011 - 2012 Executive Committee

Suresh K. Mukherji, M.D., FACR
President

Lindell R. Gentry, M.D.
Member-at-Large

C. Douglas Phillips, M.D., FACR
President-Elect

Jane L. Weissman, M.D., FACR
Rules Committee Chair

Michelle A. Michel, M.D.
Vice President

Lawrence E. Ginsberg, M.D.
Immediate Past-President

Yoshimi Anzai, M.D., MPH
Treasurer

Peter H.B. McCreight, M.D.
ACR Councilor

Richard H. Wiggins, III, M.D., CIIP
Secretary

Rebecca S. Cornelius, M.D.
Education Committee Chair-(ex-officio)

Early Bird Temporal Bone Session: Wednesday, October 3, 2012 10:30 AM – 12:00 PM

Please join us for the Early Bird Temporal Bone Session (CME credits offered) which will be an opportunity for attendees, including faculty, to show each other interesting cases. Bring your interesting temporal bone cases in digital format on USB or CD to the session and share with your colleagues and the experts. No hard copy film. Please carefully select the number of images as each case will be limited to approximately 3-4 minutes including the discussion. Individuals will initially be allowed to show a maximum of two consecutive cases to allow as many colleagues as possible to participate, with possible opportunity to show additional cases toward the end of the session.

CALL FOR ABSTRACTS

CALL FOR ABSTRACTS for both Scientific Papers (oral) and Educational Exhibits (visual posters), including information, instructions and forms, are available on our website (www.ashnr.org). Deadline for submissions is **August 3, 2012**.

Special Note for the Disabled



Educational Symposia (ESI) and the American Society of Head & Neck Radiology wish to ensure that no individual with a disability is excluded, denied services, segregated or otherwise treated differently from other individuals because of the absence of auxiliary aids and services. If you need any auxiliary aids or services identified in the Americans with Disabilities Act, please contact ESI at (800) 338-5901 or (813) 806-1000.

Disclaimer

Educational Symposia (ESI) and the American Society of Head & Neck Radiology as planners and presenters of this meeting, and Professional Travel as the official travel agency for this meeting, claim no liability for the acts of any suppliers or the safety of any attendees while in transit to, from, or during, this event or any optional activities. The total amount of liability, if any, for the meeting organizers is limited to a refund of the registration fee, and Professional Travel's responsibility is limited to that of an agent.

Meeting Program

Wednesday, October 3, 2012

10:00 AM Registration

10:30 AM – 12:00 PM Early Bird Temporal Bone Session

Moderators:

Caroline D. Robson, M.B., Ch.B and Joel D. Swartz, M.D.

Please bring your interesting cases on USB drive or CD and share with your colleagues and the experts.

12:00 – 12:55 Lunch on Your Own

12:55 – 1:00 Welcome Remarks

C. Douglas Phillips, M.D., FACR

Session 1 – Nodal Disease

Moderators:

Barton F. Branstetter, IV, M.D. and Patricia A. Hudgins, M.D., FACR

1:00 Anatomic Evaluation of Nodal Disease: CT, MR
Ashley Hawk Aiken, M.D.

1:30 Nodal Disease in SCCa: The Surgeon's Perspective
William I. Kubel, M.D.

2:00 PET-CT and PET-MR
Barton F. Branstetter, IV, M.D.

2:30 US and USG-FNA
Patricia A. Hudgins, M.D., FACR

3:00 Questions and Answers
Speakers Session 1

3:00 – 3:30 Coffee Break – Visit Exhibits

Session 2 – Larynx – SAM Session*

Moderators:

Hugh D. Curtin, M.D. and Peter M. Som, M.D., FACR

3:30 Anatomy: Considerations for Tumor Imaging
Hugh D. Curtin, M.D.

4:00 Modern Imaging of SCCa of the Glottis
Peter M. Som, M.D., FACR

4:30 Non-SCCa Glottic Pathology
Richard H. Wiggins, III, M.D., CIIP

5:00 The Post-Treatment Larynx
Hilda E. Stambuk, M.D.

2011 Hanafee Award Presentations

Moderator: Anthony A. Mancuso, M.D.

5:30 Early Prediction of Treatment Efficacy in Head and Neck Cancer: Parametric Response Map Application to Magnetic Resonance Perfusion Data
Aaron H. Baer, M.D.

5:45 Magnetic Resonance Imaging Evaluation of Patients with Ménière's Disease
Julie Bykowski, M.D.

6:00 Interesting Case/Case of the Day Review
James J. Abrahams, M.D.

6:10 Adjourn

6:30 Opening Reception

Thursday, October 4, 2012

7:00 – 7:30 AM Continental Breakfast

Session 3 – Cranial Nerves

Moderators:

Christine M. Glastonbury, MBBS and Wendy R.K. Smoker, M.S., M.D., FACR

7:30 Cranial Nerves 1 – 2: Anatomy and Pathology
Bronwyn E. Hamilton, M.D.

8:00 Cranial Nerves 3 – 6: Anatomy and Pathology
Christine M. Glastonbury, MBBS

Thursday, October 4, 2012 (Continued)

8:30 Cranial Nerves 7 – 8: Anatomy and Pathology
John (Jack) I. Lane, M.D.

9:00 Cranial Nerves 9 – 12: Anatomy and Pathology
Wendy R.K. Smoker, M.S., M.D., FACR

9:30 Questions and Answers
Speakers Session 3

9:30 – 10:00 Coffee Break – Visit Exhibits

Session 4 – Scientific Paper Session

Moderators:

Joel K. Cure, M.D., Roy A. Holliday, M.D., Gul Moonis, M.D., and Charles J. Schatz, M.D., FACR

10:00 Scientific Paper Session

(not accredited for *AMA PRA Category 1 Credit(s)*TM)

12:00 – 1:00 PM Lunch on Your Own

Session 5 – Sinus Disease

Moderators:

Clifford J. Belden, M.D. and H. Ric Harnsberger, M.D.

1:00 Inflammatory Disease and FESS
Rebecca S. Cornelius, M.D.

1:30 The Post-operative Sinus
Vijay M. Rao, M.D., FACR

2:00 Reporting Sinus CT – How and Why, and What to Say
Michelle A. Michel, M.D.

2:30 Sinonasal Polyps, Papillomas and Malignant Neoplasia
Girish M. Fatterpekar, M.D.

3:00 Questions and Answers
Speakers Session 5

3:00 – 3:30 Coffee Break – Visit Exhibits

Session 6 – Problem-Oriented Imaging

Moderators:

Ira F. Braun, M.D., FACR and Daniel W. Williams, III, M.D.

3:30 Tinnitus
C. Douglas Phillips, M.D., FACR

4:00 A Lump in the Neck
Daniel W. Williams, III, M.D.

4:30 Diffuse Neck and Facial Swelling
Gul Moonis, M.D.

Session 7 – Game Show

5:00 Name That Neoplasm
*Lawrence E. Ginsberg, M.D., C. Douglas Phillips, M.D., FACR
Deborah R. Shatzkes, M.D. and Richard H. Wiggins, III, M.D., CIIP*

6:15 Interesting Case/Case of the Day Review
Nafi Aygun, M.D.

6:25 Adjourn

Friday, October 5, 2012

7:30 – 8:00 AM Continental Breakfast

Session 8 – Pediatric Head and Neck – SAM Session*

Moderators:

Bernadette L. Koch, M.D. and Marcia Komlos Kukreja, M.D.

8:00 Congenital Neck Masses
Bernadette L. Koch, M.D.

8:30 Craniofacial Disorders and the Temporal Bone
Caroline D. Robson, M.B., Ch.B.

9:00 Congenital Anomalies of the Anterior Cranial Fossa
Susan I. Blaser, M.D., FRCP(C)

9:30 Questions and Answers
Speakers Session 8

Friday, October 5, 2012 (Continued)

9:30 – 10:00 Coffee Break and Visit Exhibits

Session 9 – Special Focus Session – Head and Neck Cancer

Moderators:

Suresh K. Mukherji, M.D., FACR and Robert E. Morales, M.D.

- 10:00 HPV-related Oropharyngeal Malignancy: Imaging and Epidemiologic Features
Lawrence E. Ginsberg, M.D.
- 10:30 Perineural Tumor Spread
Ilona M. Schmalfuss, M.D.
- 11:00 Emerging Surgical Techniques in Head and Neck Cancer
David Kutler, M.D., FACS
- 11:30 What Makes Me Inoperable? ADT Cancers
Yoshimi Anzai, M.D., MPH
- 12:00 PM – 12:10 Interesting Case/Case of the Day Review
Robert E. Morales, M.D.
- 12:15 – 1:00 Gold Medal Award Luncheon Honoring 2012 Recipient
Deborah L. Reede, M.D.

Afternoon on Your Own

Saturday, October 6, 2012

7:00 – 7:30 AM Continental Breakfast

Session 10 – Suprahyoid Neck

Moderators:

Edward E. Kassel, M.D., FACR and Tanya J. Rath, M.D.

- 7:30 The Parapharyngeal and Contiguous Spaces
H. Ric Harnsberger, M.D.
- 8:00 Nasopharynx: Anatomy and Pathology
Nancy J. Fischbein, M.D.
- 8:30 Oral Cavity/Oropharynx Tumors
Kristine M. Mosier, DMD, Ph.D.
- 9:00 Oral Cavity/Oropharynx: Infectious and Developmental Lesions
Edward E. Kassel, M.D., FACR

9:30 – 9:50 Coffee Break and Visit Exhibits

Session 11 – Temporal Bone/Skull Base Imaging

Moderators:

Ashok Srinivasan, M.D. and Joel D. Swartz, M.D.

- 9:50 Temporal Bone Anatomy Overview
Claudia Kirsch, M.D.
- 10:10 Acute Ear Disease - Trauma, Infections
Kristen Lloyd Baugnon, M.D.
- 10:40 Chronic Ear Disease
Joel D. Swartz, M.D.
- 11:10 Temporal Bone Neoplasia
Hemant Parmar, M.D.
- 11:40 TMJ
Bidyut K. Pramanik, M.D.

12:00 – 1:00 PM Lunch on Your Own

Session 12 – Special Lecture

- 1:00 “Get a Load of THIS Case”
Philip R. Chapman, M.D.

Session 13 – Orbits

Moderators:

Marion A. Hughes, M.D. and Edward E. Kassel, M.D., FACR

- 1:30 Infectious and Inflammatory Disease of the Orbits
Mary Elizabeth Cunnane, M.D.
- 2:00 Orbital Neoplasia
Jane L. Weissman, M.D., FACR

Saturday, October 6, 2012 (Continued)

- 2:30 Orbital Fractures
Lindell R. Gentry, M.D.

- 3:00 Questions and Answers
Speakers Session 13

3:00 – 3:30 Coffee Break and Visit Exhibits

Session 14 – Head and Neck – Vascular

Moderators:

Anton N. Hasso, M.D., FACR and Marion A. Hughes, M.D.

- 3:30 Medical Considerations and Genetics
Francine Blei, M.D., MBA
- 4:00 Imaging of Vascular Lesions of the Head and Neck
Deborah R. Shatzkes, M.D.
- 4:30 Interventional Therapy
Guillermo Dabus, M.D.

Session 15 – Case of the Day Winners

Moderator:

Rebecca S. Cornelius, M.D.

- 5:00 Case of the Day Winners
- 5:10 – 5:40 ASHNR Annual Business Meeting: Members Only
(not accredited for *AMA PRA Category 1 Credit(s)TM*)
- 7:00 "White Party"
Attendees are encouraged to dress in white attire.

Sunday, October 7, 2012

7:30 – 8:00 AM Continental Breakfast

Session 16 – Technical Issues – SAM Session*

Moderators:

Lawrence N. Tanenbaum, M.D., FACR and Karen A. Tong, M.D.

- 8:00 MR vs. CT
Roberta W. Dalley, M.D.
- 8:30 Simplified Approach to Radiation Dose Measurements
Suresh K. Mukherji, M.D., FACR
- 9:00 Improving Head and Neck MR and CT
Lawrence N. Tanenbaum, M.D., FACR
- 9:20 Contrast: The Radiologist's Drug
Karen A. Tong, M.D.

9:40 – 10:00 Coffee Break and Visit Exhibits

Session 17 – Infrahyoid Neck

Moderators:

Jenny K. Hoang, MBBS and Keivan Shifteh, M.D.

- 10:00 Visceral Space Anatomy
Karen L. Salzman, M.D.
- 10:30 Thoracic Inlet
Deborah L. Reede, M.D.
- 11:00 Thyroid Neoplasia
Laurie A. Loevner, M.D.
- 11:30 Parathyroid Disease
Jenny K. Hoang, MBBS

12:00 – 12:15 PM Closing Remarks, Meeting Concludes

Faculty & topics subject to change.

* These SAM sessions will be submitted to the ABR for approval and are subject to change.

Faculty

FACULTY / MODERATORS

Barton F. Branstetter, IV, M.D.
University of Pittsburgh Medical Center

Rebecca S. Cornelius, M.D.
University of Cincinnati Medical Center

Hugh D. Curtin, M.D.
Harvard Medical School
Massachusetts Eye and Ear Infirmary

Christine M. Glastonbury, MBBS
University of California, San Francisco

H. Ric Harnsberger, M.D.
University of Utah School of Medicine

Jenny K. Hoang, MBBS
Duke University Medical Center

Patricia A. Hudgins, M.D., FACR
Emory University School of Medicine

Edward E. Kassel, M.D., FACR
Mount Sinai Hospital/University Health Network
University of Toronto

Bernadette L. Koch, M.D.
Cincinnati Children's Hospital

Gul Moonis, M.D.
Harvard Medical School
Beth Israel Deaconess Medical Center
Massachusetts Eye and Ear Infirmary

Suresh K. Mukherji, M.D., FACR
University of Michigan Health System
University of Michigan Dental School

Caroline D. Robson, M.B., Ch.B.
Children's Hospital - Boston, MA
Harvard Medical School

Wendy R.K. Smoker, M.S., M.D., FACR
The University of Iowa Hospitals and Clinics

Peter M. Som, M.D., FACR
Mount Sinai School of Medicine of New York University

Joel D. Swartz, M.D.
Germantown Imaging Associates

Lawrence N. Tanenbaum, M.D., FACR
Mount Sinai School of Medicine

Karen A. Tong, M.D.
Loma Linda University Medical Center

Daniel W. Williams, III, M.D.
Wake Forest University School of Medicine

FACULTY

Ashley Hawk Aiken, M.D.
Emory University School of Medicine

Yoshimi Anzai, M.D., MPH
University of Washington Medical Center

Kristen Lloyd Baugnon, M.D.
Emory University School of Medicine

Susan I. Blaser, M.D., FRCP(C)
The Hospital for Sick Children
University of Toronto

Francine Blei, M.D., MBA
Vascular Birthmark Institute of New York

Philip R. Chapman, M.D.
University of Alabama Birmingham

FACULTY (Continued)

Mary Elizabeth Cunnane, M.D.
Harvard Medical School
Massachusetts Eye and Ear Infirmary

Guilherme Dabus, M.D.
Baptist Cardiac and Vascular Institute
Florida International University

Roberta W. Dalley, M.D.
University of Washington Medical Center

Girish M. Fatterpekar, M.D.
NYU School of Medicine

Nancy J. Fischbein, M.D.
Stanford University School of Medicine

Lindell R. Gentry, M.D.
University of Wisconsin School of Medicine and Public Health

Lawrence E. Ginsberg, M.D.
The University of Texas MD Anderson Cancer Center

Bronwyn E. Hamilton, M.D.
Oregon Health and Science University

Claudia Kirsch, M.D.
The Ohio State University College of Medicine

William I. Kuhel, M.D.
Weill Cornell Medical College
NewYork-Presbyterian Hospital

David Kutler, M.D., FACS
Weill Cornell Medical College
NewYork-Presbyterian Hospital

John (Jack) I. Lane, M.D.
Mayo Clinic - Rochester, MN

Laurie A. Loevner, M.D.
Hospital of the University of Pennsylvania

Michelle A. Michel, M.D.
Medical College of Wisconsin/Froedtert Hospital

Kristine M. Mosier, DMD, Ph.D.
Indiana University School of Medicine

Hemant Parmar, M.D.
University of Michigan

C. Douglas Phillips, M.D., FACR
Weill Cornell Medical College
NewYork-Presbyterian Hospital

Bidyut K. Pramanik, M.D.
Orlando Regional Medical Center

Vijay M. Rao, M.D., FACR
Jefferson Medical College
Thomas Jefferson University Hospital

Deborah L. Reede, M.D.
SUNY Downstate Medical Center University Hospital
of Brooklyn @ Long Island College Hospital

Karen L. Salzman, M.D.
University of Utah School of Medicine

Ilona M. Schmalfuss, M.D.
North Florida/South Georgia Veterans Administration
University of Florida School of Medicine

Deborah R. Shatzkes, M.D.
Lenox Hill Hospital
North Shore - LIJ Health Systems

FACULTY (Continued)

Hilda E. Stambuk, M.D.
Weill Cornell Medical College
Memorial Sloan-Kettering Cancer Center

Jane L. Weissman, M.D., FACR
Oregon Health and Science University

Richard H. Wiggins, III, M.D., CIIP
University of Utah Health Sciences Center

MODERATORS

Clifford J. Belden, M.D.
Dartmouth Medical School
Dartmouth-Hitchcock Medical Center

Ira F. Braun, M.D., FACR
Herbert Wertheim College of Medicine
Florida International University

Joel K. Cure, M.D.
University of Alabama at Birmingham

Anton N. Hasso, M.D., FACR
University of California, Irvine Medical Center

Roy A. Holliday, M.D.
Albert Einstein College of Medicine of Yeshiva University

Marion A. Hughes, M.D.
University of Pittsburgh Medical Center

Marcia Komlos Kukreja, M.D.
Cincinnati Children's Hospital Medical Center

Anthony A. Mancuso, M.D.
University of Florida College of Medicine

Robert E. Morales, M.D.
University of Maryland School of Medicine

Tanya J. Rath, M.D.
University of Pittsburgh Medical Center

Charles J. Schatz, M.D., FACR
University of Southern California
Beverly Tower Wilshire Advanced Imaging

Keivan Shifteh, M.D.
Montefiore Medical Center
Albert Einstein College of Medicine

Ashok Srinivasan, M.D.
University of Michigan Health System

WILLIAM N. HANAFEE, M.D. GRANT PRESENTERS

Aaron H. Baer, M.D.
University of Michigan

Julie Bykowski, M.D.
University of California, San Diego

CASE OF THE DAY PRESENTERS

James J. Abrahams, M.D.
Yale University School of Medicine

Nafi Aygun, M.D.
Johns Hopkins University

Robert E. Morales, M.D.
University of Maryland School of Medicine

REGISTRATION INFORMATION

46th Annual Meeting

American Society of Head & Neck Radiology

ASHNR12

A late fee of \$75 will be added to any registration postmarked after September 7, 2012.

ASHNR Member

\$625.⁰⁰

Yes, I plan to attend the Early Bird Temporal Bone Session, **Wednesday, October 3, 2012.**

Members-in-Training[†]

Resident Fellow

[†]Must be a current ASHNR In-Training Member or complete an In-Training application; must send letter from Director verifying status; Fellows completing training in 2012 may pay the Member-In-Training Fee.

\$350.⁰⁰

Yes, I plan to attend the Gold Medal Award Luncheon, **Friday, October 5, 2012.**

You must RSVP to attend, seating is limited.

(Free for members; \$35 for Members-In-Training & Non-Members)

Non-ASHNR Member*

*To receive an ASHNR membership application, call (630) 574-0220, ext. 234 or 226 or visit www.ashnr.org.

\$825.⁰⁰

Yes, I plan to attend the "White Party", **Saturday, October 6, 2012.** **Attendees are encouraged to dress in white attire.**

(Included for attendee, guests additional)

Guest/Spouse "White Party" Fee

\$150.⁰⁰

Guest Name _____

Non-Medical Doctor, Ph.D. / Technologist

\$350.⁰⁰

TOTAL ENCLOSED: _____

4 EASY WAYS TO REGISTER

Please have your MasterCard, VISA, NOVUS/Discover Card or American Express information available.

Online

using your credit card number at:
<http://www.ashnr.org>

MAIL

this form to:
ASHNR c/o Educational Symposia
5620 West Sligh Avenue
Tampa, Florida 33634-4490

PHONE

(800) 338-5901 (toll-free, U.S. & Canada) or (813) 806-1000 (direct).

FAX

this form to:
(800) 344-0668 (toll-free, U.S. & Canada) or
(813) 806-1001 (direct).





Name _____
First Middle Last

Degree M.D. D.O. Ph.D. Other _____ Specialty _____

Facility/Organization _____ Dept. _____
 HOME
 Street Address OFFICE _____

City _____ State _____ Zip _____

Phone _____ Fax _____ Email _____

PAYMENT INFORMATION: Check Enclosed Charge to Credit Card:    

Card Number _____ Payable to: ASHNR Expires _____

Card Security Code* _____ *In order to process your registration we will need the security code on your credit card. If you have a MasterCard, Visa or Discover the 3 digit code will be found on the back of your card in the space provided for your signature (it will be the last 3 digits shown). American Express prints their 4 digit security code on the front of the card above the last digit of your AMEX number.

Signature _____ (Your signature is your authorization to charge this credit card.)

IF CREDIT CARD NAME OR BILLING ADDRESS DIFFERS FROM THE ADDRESS LISTED ABOVE, PLEASE PROVIDE THE CORRECT BILLING ADDRESS

Name on Card _____

Billing Address _____

City _____ State _____ Zip _____

Cancellations

Request for refund of registration fees, less a \$75.00 administrative fee, will be made to those providing written notification of cancellation by September 7, 2012. After that date, there will be no refunds given for cancellations. Please email notice of cancellation to: lessa@edusymp.com or fax to 800-344-0668.

Accommodations

Discover one of the top luxury hotels Miami Beach has to offer - Eden Roc Renaissance Miami Beach. Overlooking world-renowned Miami Beach, Eden Roc's unique blend of retro style and modern-day luxury create an exhilarating vibe that inspires both adventure and indulgence. Discover the seamless, legendary service this Miami Beach luxury resort offers each and every guest. Invigorate in four pristine infinity pools. Bask in the sun from a chaise lounge on your private beach enclave or while exploring the marina. Seek tranquility at the uber luxurious ELLE spa. Indulge in world-class cuisine at 1500 Degrees Restaurant, Aquatica Bar, Cabana Beach Club or the Lobby Bar. And at the end of the day, relax in one of our Miami Beach luxury resort's 631 posh guest rooms and suites with breathtaking views. Where style meets the ocean. Eden Roc.

Make your reservation as soon as possible as our room block may sell out prior to the cut-off date of September 11, 2012. After this date, reservations will be accepted at the discretion of the hotel, on a space and rate available basis.

CALL FOR RESERVATIONS: (800) 468-3571 and ask for the ASHNR 46th Annual Meeting discounted room rate.

To book online go to: <http://cwp.marriott.com/miasr/ashnr/>



SPECIAL GROUP ROOM RATE:

\$199.⁰⁰ per night

(Single/Double Occupancy • Non Smoking Property)

Reservations must be made before September 11, 2012. Room rates are subject to applicable sales and resort taxes, currently 13%. Subject to availability, group rate may be available three days before and three days after the conference. Cribs and rollaways are available at no cost. Additional person 18 years and older \$20/per person/night. Overnight parking costs \$30.00 (plus tax) per night. Meeting attendees staying on property receive a 20% discount on valet overnight parking, and the day rate is \$21.00 for attendees staying off property. Check in is after 4 p.m.; Check out is before 11 a.m. **DEPOSIT: Hotel requires a deposit of one night's room plus applicable taxes to guarantee accommodations. Your credit card will be charged at the time of reservation. CANCELLATION: Your deposit will be refunded if reservation is cancelled at least 72 hours before arrival.** Any guest who fails to cancel a reservation 72 hours prior to their scheduled arrival or is a "no show" will be charged.