

48th Annual Meeting

American Society of Head & Neck Radiology

Head and Neck Imaging - Current and Future

September 10 – 14, 2014

Sheraton Seattle Hotel • Seattle, Washington

29.25 AMA PRA Category 1 Credit(s)TM



Hands-on US and US-Guided Biopsy Seminar • Friday, September 12, 2014

Separate Registration Required • Registration is Limited • Not accredited for AMA PRA Category 1 Credit(s)TM

Call for Abstracts at www.ashnr.org • Deadline: July 18, 2014



From The Program Chair

On behalf of the ASHNR, I invite you to join us in Seattle for the 48th Annual Meeting, “Head and Neck Imaging- Current and Future”. I am tremendously honored to serve as the ASHNR Program Chair and it is my pleasure to welcome you to join us in Seattle on September 10-14, 2014.

This year’s meeting will cover every facet of Head and Neck Imaging. The meeting is full of outstanding educational lectures. Speakers will provide content-rich, clinically relevant materials on head and neck anatomy, nodal metastases, head and neck cancer staging, cranial nerve imaging, sinonasal imaging, and skull base imaging. As usual, the meeting will begin with the Early Bird Temporal Bone session on Wednesday morning September 10. Pediatric head and neck will be covered throughout the Annual Meeting. We have a new session on “Controversy in Head and Neck Imaging” on the topic of parathyroid imaging, as well as surveillance imaging for head and neck cancer patients.

As in the past, we will offer **3 SAM sessions** where you can earn SAM credits toward your MOC. A highlight of the Annual Meeting, The Game Show, will be featured again on Thursday afternoon September 11. The 2013 Hanafee Award presentation is on Wednesday afternoon, which I hope will inspire you to contribute more to the ASHNR Core Curriculum Fund to support research in Head and Neck Imaging.

Seattle is a charming and vibrant city in the Pacific Northwest, surrounded by Puget Sound, the Cascade and Olympic Mountains, and Lake Washington and Lake Union. It is a very family friendly city and offers many attractions including, the Space Needle, EMP Museum, Seattle Art Museum, and Seattle Aquarium. You may also cruise throughout Puget Sound, Lake Union or Lake Washington on a tour boat. We invite you to come early or stay through the weekend to extend your trip to San Juan or Orcas Island, Mt. Rainer or Mt. St. Helens, which may be reachable by car or ferry. Seattle offers an amazing quality of seafood, and has a bustling restaurant scene. It is a relaxing and peaceful town.

My first ASHNR meeting was in New Orleans in 1990. Ever since, ASHNR has been a very special organization to me not only professionally but also personally. I have been fortunate to meet many amazing and talented head and neck radiologists through ASHNR.

I sincerely hope that you will attend the ASHNR 48th Annual Meeting. It will be a wonderful educational meeting where you will learn a lot about practical head and neck imaging and enjoy heart-warming friendship and social networking.

Yoshimi Anzai, MD, MPH
President-Elect and Program Chair
American Society of Head and Neck Radiology

Accreditation

Physicians: This activity has been planned and implemented in accordance with the Essential Areas and policies of the Accreditation Council for Continuing Medical Education through the joint sponsorship of Educational Symposia and the American Society of Head & Neck Radiology. Educational Symposia is accredited by the ACCME to provide continuing medical education for physicians.

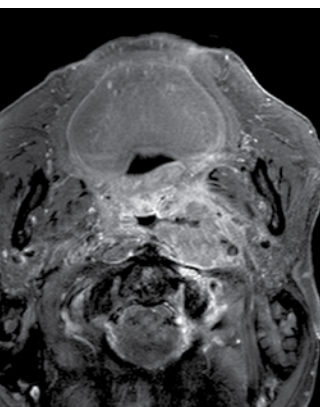
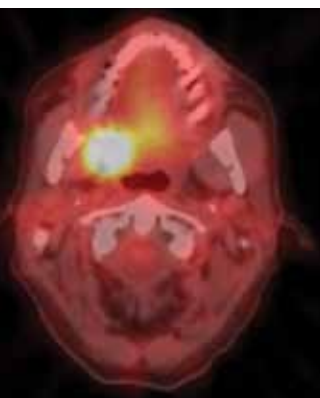
Educational Symposia designates this live activity for a maximum of 29.25 *AMA PRA Category 1 Credit(s)*TM, including 1.5 *AMA PRA Category 1 Credit(s)*TM for the Early Bird Temporal Bone Session. Physicians should claim only the credit commensurate with the extent of their participation in the activity.

Certain sessions of the meeting program will be submitted to the ABR for SAM qualification. The number of SAM credits will be available approximately 21 days prior to the meeting.

Technologists: This program has been submitted to the ASRT. The number of Category A CE credits will be available approximately 30 days prior to the meeting. Please visit www.edusymp.com or call 1-800-338-5901 regarding the availability of Category A CE credit.

Target Audience

- General radiologists seeking to improve their understanding and skills in head and neck imaging.
- Radiologists with neuroradiology training or an interest in head and neck imaging who wish to increase their knowledge of imaging and treatment of head and neck pathology.
- Dental and oral-maxillofacial practitioners with an interest in pathology and imaging of the jaws and adjacent soft tissues.
- Non radiologists, including ENT physicians, head and neck surgeons, medical and radiation oncologists, or general surgeons, who are interested in head and neck cancer therapy and diagnosis.
- Allied health professionals, including physician assistants, nurses, nurse practitioners and radiology technologists with an interest in head and neck cancer or head and neck imaging.
- Physicians in training, residents and fellows pursuing careers in radiology, otolaryngology, and treatment of head and neck cancer.



Educational Objectives

Attendees should, at the completion of this meeting, be able to:

- Identify the anatomy of temporal bone, skull base, suprahyoid neck, and infrahyoid neck.
- Describe the lymphatic drainage and patterns of metastases.
- Review imaging features of nodal metastases.
- Review the anatomy of cranial nerves and clinical presentation of various pathologies affecting cranial nerves.
- Identify the imaging features and clinical significance of perineural tumor spread.
- Describe the common infectious and inflammatory process that involve the sinonasal region.
- Apply imaging techniques to address CSF leak and surgeons' perspective for minimally invasive CSF leak repair.
- Discuss the various image-guided head and neck biopsy techniques.
- Describe the clinical applications and indications of perfusion and diffusion imaging of head and neck tumor.
- Determine the best imaging technique for staging of head and neck cancer.
- Review current strategies for dose reduction for CT examination for head and neck.
- Discuss the benefit and limitations of PET/CT imaging for head and neck cancer.
- Recognize imaging features of various developmental and odontogenic maxillofacial lesions.
- Evaluate emergent head and neck pathology.

No special educational preparation is required for this CME activity.

CALL FOR ABSTRACTS

CALL FOR ABSTRACTS for both Scientific Papers (oral) and Educational Exhibits (posters), including information, instructions and forms, are available on our website (www.ashnr.org). Deadline for submissions is **Friday, July 18, 2014**.

Special Note for the Disabled



Educational Symposia (ESI) and the American Society of Head & Neck Radiology wish to ensure that no individual with a disability is excluded, denied services, segregated or otherwise treated differently from other individuals because of the absence of auxiliary aids and services. If you need any auxiliary aids or services identified in the Americans with Disabilities Act, please contact ESI at (800) 338-5901 or (813) 806-1000.

2013 - 2014 Program Committee

Yoshimi Anzai, MD, MPH

President-Elect and Program Chair

Barton F. Branstetter, IV, MD

Laurie A. Loevner, MD

Nancy J. Fischbein, MD

Caroline D. Robson, MB, ChB

Lindell R. Gentry, MD, FACP

Richard H. Wiggins, III, MD, CIIP, FSIIM

Patricia A. Hudgins, MD

2013 - 2014 Executive Committee

Michelle A. Michel, MD
President

Deborah R. Shatzkes, MD
Member-at-Large

Yoshimi Anzai, MD
President-Elect

Ilona M. Schmalfuss, MD
Rules Committee Chair

Richard H. Wiggins, III, MD, CIIP, FSIIM
Vice President

C. Douglas Phillips, MD, FACP
Immediate Past President

Lindell R. Gentry, MD, FACP
Treasurer

Peter H.B. McCreight, MD, FACP
ACR Councilor

Rebecca S. Cornelius, MD, FACP
Secretary

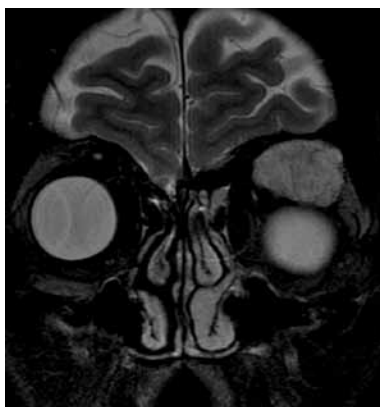
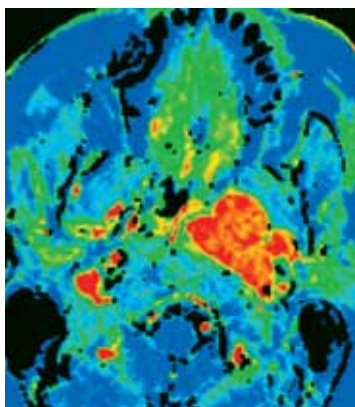
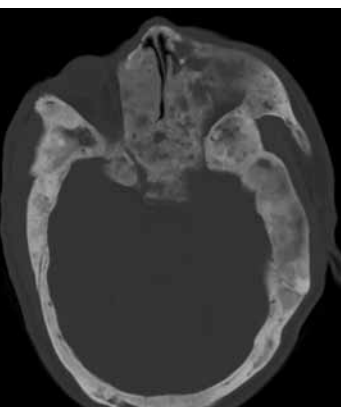
Caroline D. Robson, MB, ChB
Education Committee Chair- (ex-officio)

Early Bird Temporal Bone Session Wednesday, September 10, 2014 10:00 AM – 11:30 AM

Please join us for the Early Bird Temporal Bone Session (CME credits offered) which will be an opportunity for attendees to show each other interesting cases. Please bring your interesting cases on USB drive between 9:00 AM - 9:45 AM and share with your colleagues and the experts. Please carefully select the number of images as each case will be limited to approximately 3-4 minutes including the discussion. Individuals will be allowed to show a maximum of two consecutive cases to allow as many colleagues as possible to participate.

Disclaimer

Educational Symposia (ESI) and the American Society of Head & Neck Radiology as planners and presenters of this meeting, and Professional Travel as the official travel agency for this meeting, claim no liability for the acts of any suppliers or the safety of any attendees while in transit to, from, or during, this event or any optional activities. The total amount of liability, if any, for the meeting organizers is limited to a refund of the registration fee, and Professional Travel's responsibility is limited to that of an agent.



Meeting Program

Wednesday, September 10, 2014

9:00 AM Registration Opens

10:00 – 11:30 Early Bird Temporal Bone Session

Moderators: *Hugh D. Curtin, MD, Patricia A. Hudgins, MD, FACR and Caroline D. Robson, MB, ChB*

Please bring your interesting cases on USB drive between 9:00am - 9:45am and share with your colleagues and the experts.

11:30 – 12:45 PM Lunch on Your Own

12:50 – 1:00 Welcoming Remarks
Yoshimi Anzai, MD, MPH

Session 1 - Head and Neck Anatomy and Pathology

Moderators: *Deborah L. Reede, MD and Karen L. Salzman, MD*

1:00 – 1:30 SHN Anatomy I – Parapharyngeal, Masticator, & Parotid Spaces
H. Christian Davidson, MD

1:30 – 2:00 SHN Anatomy II: Spaces that Cross the Hyoid Divide - Carotid, Retropharyngeal, and Perivertebral Spaces
Karen L. Salzman, MD

2:00 – 2:30 Infrahyoid Neck and Thoracic Inlet
Deborah L. Reede, MD

2:30 – 3:00 Imaging of Cervical Lymph Nodes
Ashley Hawk Aiken, MD

3:00 – 3:10 Question and Answer Session
Faculty

3:10 – 3:30 Coffee Break and Visit Exhibitors

Session 2 - Clinical Problem-Related Cranial Nerves

Moderators: *C. Douglas Phillips, MD, FACR and Daniel W. Williams, III, MD*

3:30 – 3:55 Evaluation of Double Vision
Claudia F.E. Kirsch, MD

3:55 – 4:20 Evaluation of Facial Pain
Daniel W. Williams, III, MD

4:20 – 4:45 Evaluation of Facial Paralysis
Jane L. Weissman, MD, FACR

4:45 – 5:10 Evaluation of Tinnitus
C. Douglas Phillips, MD, FACR

5:10 – 5:35 Evaluation of Hoarseness
Hilda E. Stambuk, MD

5:35 – 5:45 MRI/MRA Fusion Imaging for Vascular Loop Compression Syndromes (Short Presentation)
John L. Go, MD

5:45 – 6:00 2013 William N. Hanafey, M.D. Research Seed Grant Award Presentation
Moderator: *Jenny K. Hoang, MBBS*

6:00 End of Session

6:15 Opening Reception

Thursday, September 11, 2014

7:00 AM Breakfast

7:25 – 7:30 Moment of Silence for the 13th Anniversary of the 9/11 Attacks
Roy A. Holliday, MD

(not accredited for AMA PRA Category 1 Credit(s)TM or category A CE credits)

Session 3 - Lumps and Bumps in the Head & Neck

Moderators: *Marcia Komlos Kukreja, MD and Karen K. Moeller, MD*

7:30 – 8:00 Salivary Gland Tumors
Rebecca S. Cornelius, MD, FACR

8:00 – 8:30 Imaging of the Thyroid Mass
Jenny K. Hoang, MBBS

8:30 – 9:00 Pediatric Ocular Lesions and Orbital Masses
Bernadette L. Koch, MD

9:00 – 9:30 Vascular Lesions of the Head & Neck
Deborah R. Shatzkes, MD

Thursday, September 11, 2014 (Continued)

9:30 – 9:40 Question and Answer Session
Faculty

9:40 – 10:00 Coffee Break and Visit Exhibitors

Session 4 - SAM Session

Head & Neck Cancer Imaging Part 1

Moderators: *Ira F. Braun, MD, FACR and Tabassum A. Kennedy, MD*

10:00 – 10:30 Nasopharyngeal Cancer and Patterns of Spread
Christine M. Glastonbury, MBBS

10:30 – 11:00 Imaging of Oropharynx Cancer and Implications for Treatment
Robert E. Morales, MD

11:00 – 11:30 Imaging of Oral Cavity Cancer
Kristine M. Mosier, DMD, PhD

11:30 – 12:00 PM PET-CT and PET-MR in Head & Neck Cancer
Barton F. Branstetter, IV, MD

12:00 – 1:00 Lunch on Your Own

Session 5 - Temporal Bone

Moderators: *Caroline D. Robson, MB, ChB and Gul Moonis, MD*

1:00 – 1:30 Temporal Bone Anatomy
Hillary R. Kelly, MD

1:30 – 2:00 SNHL and Imaging Workup for Cochlear Implantation
Hugh D. Curtin, MD

2:00 – 2:30 Imaging of Temporal Bone Infection and Inflammation
Joel D. Swartz, MD

2:30 – 3:00 Congenital Hearing Loss
Caroline D. Robson, MB, ChB

3:00 – 3:10 Imaging and Clinicopathological Correlation in H&N SCCA (Short Presentation)
Amanda S. Corey, MD

3:10 – 3:40 Coffee Break and Visit Exhibitors

3:40 – 5:00 Scientific Paper Session I
Moderators: *Roy A. Holliday, MD and Ashok Srinivasan, MD*

(not accredited for AMA PRA Category 1 Credit(s)TM or category A CE credits)

5:00 – 6:15 Game Show

Lawrence E. Ginsberg, MD, C. Douglas Phillips, MD, FACR, Deborah R. Shatzkes, MD and Richard H. Wiggins, III, MD, CIIP, FSIIM

6:15 End of Session

Friday, September 12, 2014

7:00 – 7:30 AM Breakfast & Learn How-To Session

Sponsored by Siemens Healthcare USA

(not accredited for AMA PRA Category 1 Credit(s)TM or category A CE credits)

Session 6 - SAM Session

Skull Base Imaging and Evaluation of CSF Leak

Moderators: *Kristen Lloyd Baugnon, MD and Vijay M. Rao, MD, FACR*

7:30 – 8:00 Skull Base Anatomy, Anatomic Variants, and “Don’t Touch Me Lesions”
Nancy J. Fischbein, MD

8:00 – 8:30 How to Image the Patient with CSF Leak?
Kristen Lloyd Baugnon, MD

8:30 – 9:00 Skull Base Tumors
Richard H. Wiggins, III, MD, CIIP, FSIIM

9:00 – 9:30 Transorbital Skull Base Surgery and CSF Leak Repair
Kris S. Moe, MD, FACS

9:30 – 9:40 Question and Answer Session
Faculty

9:40 – 10:00 Coffee Break and Visit Exhibitors

Session 7 - Head & Neck Cancer Imaging Part 2

Moderators: *Asim F. Choudhri, MD and Lindell R. Gentry, MD, FACR*

10:00 – 10:30 Laryngeal Anatomy and Pathology
Amy Fan-Yee Juliano, MD

10:30 – 11:00 The Art of Detecting PNTS – What To Look For
Ilona M. Schmalz, MD

Friday, September 12, 2014 (Continued)

11:00 – 11:30	Evaluation of the Post Treatment Neck <i>Peter M. Som, MD, FACP, FRSM</i>
11:30 – 12:00 PM	Head & Neck Biopsy - CT and US Guidance <i>Patricia A. Hudgins, MD, FACP</i>
12:00	End of Session
12:00 – 1:00	Gold Medal Award Luncheon Honoring 2014 Recipient Joel D. Swartz, MD (not accredited for AMA PRA Category 1 Credit(s) TM or category A CE credits)
1:30 – 3:30	Hands-on US and US-Guided Biopsy Seminar (Separate Registration Required) Sponsored by Philips Healthcare, NA (not accredited for AMA PRA Category 1 Credit(s) TM or category A CE credits) Instructors: <i>Salmaan Ahmed, MD, Ashley Hawk Aiken, MD, Elizabeth Edeiken-Monroe MD, Patricia A. Hudgins, MD, FACP, Kim O. Learned, MD and Laurie A. Loevner, MD</i>

Saturday, September 13, 2014

7:00 – 7:30 AM	Breakfast & Learn How-To Session Sponsored by Philips Healthcare, NA (not accredited for AMA PRA Category 1 Credit(s) TM or category A CE credits)
-----------------------	--

Session 8 - Maxillofacial and Sinonasal Imaging
Moderators: *Nikdokht Farid, MD and Deborah R. Shatzkes, MD*

7:30 – 8:00	Sinonasal Cavities: Anatomic Landmarks, Drainage Pathways, and Variants <i>Michelle A. Michel, MD</i>
8:00 – 8:30	Sinonasal Neoplasm Imaging and Implications for Treatment <i>Laurie A. Loevner, MD</i>
8:30 – 9:00	Craniofacial Resection – What the Surgeons Need To Know <i>Neal Futran, MD, DMD</i>
9:00 – 9:30	Maxillofacial Fractures and Complications <i>Lindell R. Gentry, MD, FACP</i>
9:30 – 9:40	Question and Answer Session <i>Faculty</i>
9:40 – 10:00	Coffee Break and Visit Exhibitors
10:00 – 11:20	Scientific Paper Session II Moderators: <i>Joel K. Cure, MD and Girish M. Fatterpekar, MD</i> (not accredited for AMA PRA Category 1 Credit(s) TM or category A CE credits)

Session 9 - Controversies in Head & Neck Imaging
Moderator: *Hugh D. Curtin, MD and William P. Dillon, MD*

11:20 – 11:40	Parathyroid Imaging: 4D CT vs. Sestamibi and CT/MR <i>Jenny K. Hoang, MBBS and Laurie A. Loevner, MD</i>
11:40 – 12:00 PM	Surveillance Imaging: PET CT vs. CT/MR <i>Barton F. Branstetter, IV, MD and Lawrence E. Ginsberg, MD</i>
12:00 – 12:30	ASHNR Annual Business Meeting (Members Only) (not accredited for AMA PRA Category 1 Credit(s) TM or category A CE credits)
12:30 – 1:30	Lunch on Your Own

Session 10 - How I Do It
Moderators: *Edward E. Kassel, MD and Ilona M. Schmalfuss, MD*

1:30 – 2:00	Low Dose CT for the Head & Neck <i>Lawrence N. Tanenbaum, MD, FACP</i>
2:00 – 2:30	High Resolution Extracranial Nerve Imaging <i>Ari M. Blitz, MD</i>
2:30 – 3:00	Diffusion and Perfusion Imaging of Head & Neck <i>Ashok Srinivasan, MD</i>
3:00 – 3:30	Are You Ready for the MOC? Unknown Head & Neck Case Review – Part 1 <i>Philip R. Chapman, MD</i>
3:30 – 3:40	Question and Answer Session <i>Faculty</i>

Saturday, September 13, 2014 (Continued)**3:40 – 4:00 Coffee Break and Visit Exhibitors****Session 11 - All About the Face****Moderators:** *David R. DeLone, MD and Michelle A. Michel, MD*

4:00 – 4:25	Maxillofacial Developmental Lesions <i>Susan I. Blaser, MD, FRCP(C)</i>
4:25 – 4:50	Imaging of Jaw Lesions <i>Lisa J. Koenig, BChD, DDS, MS</i>
4:50 – 5:10	Imaging of Cosmetics Procedures – What We Can See <i>Charles J. Schatz, MD, FACP</i>
5:10 – 5:30	Complications of Dental Implants – What To Look For? <i>James J. Abrahams, MD</i>
5:30 – 5:40	Otosclerosis and Dysplasia of the Temporal Bone (Short Presentation) <i>Osamu Sakai, MD, PhD</i>
5:40 – 6:00	Award Announcements - Case of the Day, Exhibits and Oral Presentation <i>Caroline D. Robson, MB, ChB</i> (not accredited for AMA PRA Category 1 Credit(s) TM or category A CE credits)

6:00 End of Session**7:00 Gala at Chihuly Garden and Glass**
(Buses begin departing at 6:30 PM from the hotel)**Sunday, September 14, 2014****7:00 AM Breakfast**
Session 12 - SAM Session
Emergent Head & Neck Imaging
Moderators: *Michele H. Johnson, MD and Micheal Krasnokutsky, MD*

7:30 – 7:55	Opportunistic Infections in the Immunocompromised Patient <i>Bronwyn E. Hamilton, MD</i>
7:55 – 8:20	Pediatric Emergencies <i>Karuna V. Shekdar, MD</i>
8:20 – 8:45	Carotid Dissection, Compression and Blow Out - Diagnosis and Management <i>Michele H. Johnson, MD</i>
8:45 – 9:10	Imaging of Ocular and Orbital Injuries <i>Roberta W. Dalley, MD</i>
9:10 – 9:20	Question and Answer Session <i>Faculty</i>

9:20 – 9:40 Coffee Break and Visit Exhibitors
Session 13 - Pearls of Wisdom in Head & Neck Imaging
Moderators: *Yoshimi Anzai, MD, MPH and Charles J. Schatz, MD, FACP*

9:40 – 10:10	Avoiding Errors in Head and Neck Cancer Imaging: A Personal Journey <i>Lawrence E. Ginsberg, MD</i>
10:10 – 10:35	Practical Approach for the Brachial Plexus Pathology <i>Kenneth R. Maravilla, MD</i>
10:35 – 11:00	ASHNR Presidential Address - Head & Neck Radiology – Past, Present, and Future <i>Yoshimi Anzai, MD, MPH</i>
11:00 – 11:25	Accountable Care Organization – Impact on Radiology Practice <i>Norman J. Beauchamp, Jr., MD, MHS</i>
11:25 – 11:55	Are You Ready for the MOC? Unknown Head & Neck \ Case Review – Part 2 <i>Karen A. Tong, MD</i>

11:55 – 12:00 PM Closing Remarks**12:00 End of Course**

Invited Speakers and Moderators

FACULTY / MODERATORS

James J. Abrahams, MD
Yale University School of Medicine

Ashley Hawk Aiken, MD
Emory University School of Medicine

Yoshimi Anzai, MD, MPH
University of Washington

Kristen Lloyd Baugnon, MD
Emory University School of Medicine

Norman J. Beauchamp, Jr., MD, MHS
University of Washington

Susan I. Blaser, MD, FRCP(C)
University of Toronto

Ari M. Blitz, MD
Johns Hopkins Hospital

Barton F. Branstetter, IV, MD
University of Pittsburgh Medical Center

Ira F. Braun, MD, FACR
Herbert Wertheim College of Medicine
Florida International University

Philip R. Chapman, MD
University of Alabama Birmingham

Asim F. Choudhri, MD
University of Tennessee Health Science Center

Amanda S. Corey, MD
Emory University

Rebecca S. Cornelius, MD, FACR
University of Cincinnati Medical Center

Hugh D. Curtin, MD
Harvard Medical School

Roberta W. Dalley, MD
University of Washington

H. Christian Davidson, MD
University of Utah School of Medicine

David R. DeLone, MD
Mayo Clinic

William P. Dillon, MD
UCSF Medical Center

Nikdokht Farid, MD
UC San Diego Health System

Nancy J. Fischbein, MD
Stanford University School of Medicine

Neal Futran, MD, MDP
University of Washington

Lindell R. Gentry, MD, FACR
University of Wisconsin School of Medicine and
Public Health

Lawrence E. Ginsberg, MD
The University of Texas MD Anderson Cancer Center

Christine M. Glastonbury, MBBS
University of California, San Francisco

John L. Go, MD
University of Southern California

Bronwyn E. Hamilton, MD
Oregon Health and Science University

Jenny K. Hoang, MBBS
Duke University Medical Center

Patricia A. Hudgins, MD, FACR
Emory University School of Medicine

Michele H. Johnson, MD
Yale University School of Medicine

Amy Fan-Yee Juliano, MD
Harvard Medical School

Edward E. Kassel, MD
Mt. Sinai Hospital

Hillary R. Kelly, MD
Harvard Medical School

Tabassum A. Kennedy, MD
The University of Wisconsin Madison

Claudia F.E. Kirsch, MD
The Ohio State University College of Medicine

Bernadette L. Koch, MD
Cincinnati Children's Hospital

Lisa J. Koenig, BChD, DDS, MS
Marquette University School of Dentistry

Michael Krasnokutsky, MD
Madigan Army Medical Center

Laurie A. Loevner, MD
Hospital of the University of Pennsylvania

Marcia Komlos Kukreja, MD
Cincinnati Children's Hospital

Kenneth R. Maravilla, MD
University of Washington

Michelle A. Michel, MD
Medical College of Wisconsin

Kris S. Moe, MD, FACS
University of Washington School of Medicine

Karen K. Moeller, MD
Kosair Children's Hospital

Gul Moonis, MD
Harvard Medical School

Robert E. Morales, MD
University of Maryland School of Medicine

Kristine M. Mosier, DMD, PhD
Indiana University School of Medicine

C. Douglas Phillips, MD, FACR
NewYork-Presbyterian Hospital

Vijay M. Rao, MD, FACR
Thomas Jefferson University Hospital

Deborah L. Reede, MD
SUNY Downstate Medical Center

Caroline D. Robson, MB, ChB
Harvard Medical School

Osamu Sakai, MD, PhD
Boston University School of Medicine

Karen L. Salzman, MD
University of Utah School of Medicine

Charles J. Schatz, MD, FACR
Beverly Tower Wilshire Advanced Imaging

Ilona M. Schmalfuss, MD
University of Florida School of Medicine

Deborah R. Shatzkes, MD
Lenox Hill Hospital

Karuna V. Shekdar, MD
The Children's Hospital of Philadelphia

Peter M. Som, MD, FACR, FRSM
The Ichan School of Medicine at Mount Sinai

Ashok Srinivasan, MD
University of Michigan Health System

Hilda E. Stambuk, MD
Memorial Sloan-Kettering Cancer Center

Joel D. Swartz, MD
Germantown Imaging Associates

Lawrence N. Tanenbaum, MD, FACR
Mount Sinai School of Medicine

Karen A. Tong, MD
Loma Linda University Medical Center

Jane L. Weissman, MD, FACR
Oregon Health and Science University

Richard H. Wiggins, III, MD, CIIP, FSIIM
University of Utah Health Sciences Center

Daniel W. Williams, III, MD
Wake Forest University School of Medicine

MODERATORS FOR AN UNACCREDITED SESSION

Joel K. Cure, MD

Girish M. Fatterpekar, MBBS, DNB, MD

Roy A. Holliday, MD

CASE-OF-THE-DAY POSTER PRESENTERS

Amanda S. Corey, MD

Joel K Cure, MD

Matakazu Furukawa, MD, PhD

Carol P. Geer, MD

John L. Go, MD

Nandita Guha-Thakurta, MD

Hillary R. Kelly, MD

Marcia Komlos Kukreja, MD

Kim O. Learned, MD

Karen K. Moeller, MD

Gul Moonis, MD

Hiroya Ojiri, MD

Osamu Sakai, MD, PhD

Karuna V. Shekdar, MD

Dania F. Tamimi, BDS, DMSc

2013 WILLIAM N. HANAFEE, MD RESEARCH SEED GRANT AWARD PRESENTER

Jenny K. Hoang, MBBS

REGISTRATION INFORMATION

48th Annual Meeting

American Society of Head & Neck Radiology

ASHNR14

A late fee of \$75 will be added to any registration postmarked after **August 12, 2014**.

- ASHNR Member ☐ \$625.⁰⁰
Non-ASHNR ☐ \$825.⁰⁰
Members-in-Training ☐ \$350.⁰⁰
☐ Resident ☐ Fellow ☐ Medical Student
Other ☐ \$400.⁰⁰
☐ Technologist ☐ Physician Assistant
☐ Military ☐ Retired

Hands-on US and US-Guided Biopsy Seminar ☐ \$60.⁰⁰
Friday, September 12, 2014

Separate Registration Required • Registration is Limited
(Not accredited for AMA PRA Category 1 Credit(s)TM)

Please Select The Time You Wish To Attend:

- ☐ SESSION 1: 1:30 PM - 2:30 PM ☐ SESSION 2: 2:30 PM - 3:30 PM

☐ Yes, I plan to attend the Opening Reception
Wednesday, September 10, 2014

☐ Yes, I plan to attend the Gold Medal Award Luncheon
Friday, September 12, 2014

You must RSVP to attend, seating is limited.

(Free for ASHNR members; \$35 for Non-Members)

☐ Vegetarian Option

☐ Yes, I plan to attend the Gala at Chihuly Garden and Glass
Saturday, September 13, 2014

(Free for attendees; guests additional)

☐ Guest/Spouse Gala Fee

☐ \$70.⁰⁰

Guest Name _____

TOTAL ENCLOSED _____

4 Easy Ways To Register

We Accept



INTERNET
www.ASHNR.org

MAIL

Check payable to:
ASHNR

c/o Educational Symposia
5620 West Sligh Avenue
Tampa, Florida
33634-4490

FAX

(800) 344-0668
(U.S. & Canada)
(813) 806-1001

PHONE

(800) 338-5901
(U.S. & Canada)
(813) 806-1000

Name	Degree <input type="checkbox"/> M.D. <input type="checkbox"/> D.O. <input type="checkbox"/> Ph.D. <input type="checkbox"/> Other
Company / Institution	Specialty
Address	City / State / Zip / Country
Phone	Email
Card Number / Card Type: <input type="checkbox"/> Master Card <input type="checkbox"/> Visa <input type="checkbox"/> American Express <input type="checkbox"/> Discover	Exp. Date Security Code
Billing Address	City / State / Zip / Country

Cardholder Signature

Cancellations: Request for refund of registration fees, less a \$75.00 administrative fee, will be made to those providing written notification of cancellation by August 31, 2014. After that date, there will be no refunds given for cancellations. Please email notice of cancellation to: lessa@edusymp.com or fax to 800-344-0668.

Sheraton Seattle Hotel

ABOUT THE HOTEL

Situated in the city's vibrant core, the Sheraton Seattle Hotel provides a gateway to the diverse sights and sounds of the Pacific Northwest. Simply step out our front doors to find gourmet food, exciting entertainment, and world-class shopping.

Seattle offers all the delights of an international city, from museums and theaters to outstanding recreational opportunities. Rent a kayak to explore Lake Union's famous houseboats, visit majestic Mount Rainier, or sample authentic Seattle coffee. Contact our concierge to learn more about what's going on right now in and around the city.

Overnight guests enjoy complimentary access to the heated indoor pool in our fitness center. This 35th-floor facility allows spectacular natural sunlight and dazzling views of Puget Sound, Lake Union, and the Olympic and Cascade Mountain ranges. Settle into the stylish comfort of one of our 1,236 smoke-free guest rooms, offering breathtaking views of the Emerald City.

HOW TO GET THERE

Fly directly to Seattle-Tacoma International located just 25-minutes south of Sheraton Seattle Hotel - up to 35 minutes on a busy freeway day. Daily non-stop flights are available to Seattle for major national and international carriers.



SPACE IS LIMITED - RESERVE TODAY: Call Sheraton Seattle Hotel Reservations at: 888-627-7056 or book online at: <https://www.starwoodmeeting.com/Book/ashnrseattle2014>.

Group Room Rates Start At.....\$209.00/nt.
(Single/Double Occupancy)

There is a \$25 per person charge over double occupancy. Triple and Quad are separate rates.

Room Preference:

King bed/Two double beds – Smoke Free Property

HOTEL CUT-OFF DATE: AUGUST 9, 2014

Group rates 3 days prior/post – space available basis.

HOTEL TAX: 15.6% - There is a \$2.00 Tourism fee.

DEPOSIT POLICY: A credit card is required at time of reservation to guarantee arrival of the room and obtain a confirmation number. A penalty equal to one night's room plus tax will be charged to the credit card if guest fails to cancel or is a no-show.

CANCELLATION POLICY: All cancellations must be made at least 24 hours prior to arrival and must obtain a cancellation number in order to avoid a penalty. An Early Departure fee of \$75 will apply if a group attendee checks out prior to the confirmed checkout date. Check in time is: 3:00 PM; Check out time is: 12:00 Noon.

HOTEL: 1400 6TH Avenue,
Seattle, Washington 98101

PH: (206) 621-9000